

A meeting of the Local Police and Fire Scrutiny Committee will be held on Thursday 3 February 2022 at 3pm.

This meeting is by remote online access only through the videoconferencing facilities which are available to participants and relevant officers. The joining details will be sent to participants and officers prior to the meeting.

In the event of connectivity issues, Members are asked to use the *join by phone* number in the Webex invitation and as noted above.

Information relating to the recording of meetings can be found at the end of this notice.

Please note that this meeting will be live-streamed via You Tube with the exception of any business which is treated as exempt in terms of the Local Government (Scotland) Act 1973 as amended.

ANNE SINCLAIR
Interim Head of Legal & Democratic Services

BUSINESS

1. Apologies, Substitutions and Declarations of Interest	Page
PERFORMANCE MANAGEMENT	
2. Police Scotland Performance Report	P
3. Scottish Fire & Rescue Service Performance Report	P
NEW BUSINESS	
4. Local Police and Fire Scrutiny Committee Update Report Report by Corporate Director Education, Communities & Organisational Development	P

The reports are available publicly on the Council’s website and the minute of the meeting will be submitted to the next standing meeting of the Inverclyde Council. The agenda for the meeting of the Inverclyde Council will be available publicly on the Council’s website.

Please note: this meeting may be recorded or live-streamed via You Tube and the Council’s internet site, where it will be capable of repeated viewing. At the start of the meeting the Provost/Chair will confirm if all or part of the meeting is being recorded or live-streamed.

You should be aware that the Council is a Data Controller under the Data Protection Act 2018. Data collected during any recording or live-streaming will be retained in accordance with the Council's published policy, including, but not limited to, for the purpose of keeping historical records and making those records available via the Council's internet site or You Tube.

If you are participating in the meeting, you acknowledge that you may be filmed and that any information pertaining to you contained in the recording or live-stream of the meeting will be used for webcasting or training purposes and for the purpose of keeping historical records and making those records available to the public. In making this use of your information the Council is processing data which is necessary for the performance of a task carried out in the public interest. If you are asked to speak at the meeting then your submission to the committee will be captured as part of the recording or live-stream.

If you have any queries regarding this and, in particular, if you believe that use and/or storage of any particular information would cause, or be likely to cause, substantial damage or distress to any individual, please contact the Information Governance team at dataprotection@inverclyde.gov.uk.

Enquiries to - **Lindsay Carrick** - Tel 01475 712114

Inverclyde Performance Summary Report Reporting Period: 01/04/21 - 31/10/21



**POLICE
SCOTLAND**
Keeping people safe

Total Crime



-3.2%



3549 Crimes

Incidents
Recorded

-8.9%



11,371

Common Assault

-4.8%



380

Overall Dishonesty

-6.3%



685

Domestic Abuse
Incidents

-11.9%



466

Overall Violent
Crime

-7.3%



429

Sexual Crime

-15%



77

Road Traffic Casu-
alties

-13.6%*



19 *against PYTD

Disorder Com-
plaints

-23.9%*



2,117*against PYTD

Missing People

+37.9%*



40

Counter Terrorism



The threat level from INTERNATIONAL TERRORISM has been changed from Severe to Substantial—an attack has been deemed as likely to occur.

Housebreaking

-26.3%



73

*All data provided is for the period 1 Apr - 31 October unless otherwise stated. All statistics are provisional and should be treated as management information. All data have been extracted from Police Scotland internal systems and are correct as of 02/11/2021

Inverclyde

Performance Summary Report

Reporting Period: 1 Apr 2021 to 31 October 2021



SECTION	PAGE NUMBER
Introduction	2
Executive Summary	3
Demand Analysis	4
Online and Cybercrime	5
Acquisitive Crime	5
Counter Terrorism & Domestic Extremism	5
Antisocial Behaviour, Violence & Disorder	6
Serious Organised Crime	7
Protecting People at Risk of Harm	7
Road Safety & Road Crime	8
Public Confidence - Complaints & Allegations	9

Introduction

I am pleased to present this report to the Police Fire and Rescue Committee for its information and consideration.





Please note that all data included in this report are management information and not official statistics.

All data are sourced from Police Scotland internal systems and are correct as of date of publication.

Unless stated otherwise numerical comparisons are against the preceding five year average.

INVERCLYDE POLICING PRIORITIES 2018-2022

- 1 Drug dealing and drug misuse
- 2 Violence and antisocial behaviour
- 3 Dishonesty
- 4 Road Safety

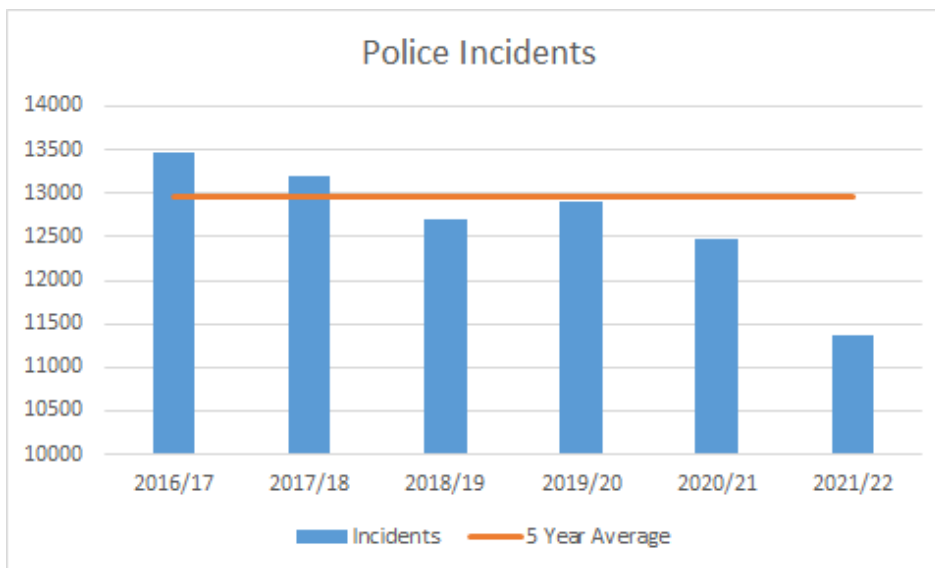
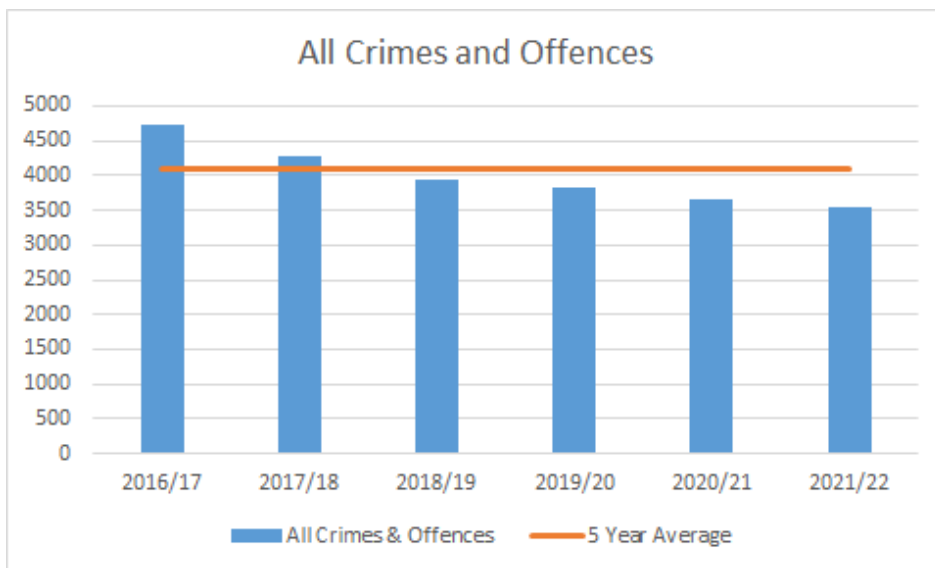
PRIORITY AREA	EXECUTIVE SUMMARY
Drug supply and misuse 	<p>Drug dealing and misuse continues to be a priority area for our attention in Inverclyde as communities tell us they are concerned about the harm caused. Although our detections for drug supply are lower than last year we have been proactive in addressing this issue. We continue to gather intelligence for further enforcement action in Inverclyde, however we manage this from a Divisional perspective as criminals do not recognise Local Authority boundaries. There have been 20 drugs supply detections in Inverclyde year-to-date, compared to a five year average of 43.</p>
Violence & ASB 	<p>The level of overall violent crime is down by 7.3% on the previous five year average. Meanwhile, there have been 28 fewer common assaults compared to the previous five year average of 314. 94 common assaults were perpetrated against emergency workers, an increase on the previous five year average of 10.3% ASB is down by 24% on the previous year to a total of 2,117 incidents.</p>
Dishonesty 	<p>Housebreaking crimes continue to fall, with fewer crimes relating to all property types.</p> <p>However, recorded fraud continues to increase locally, mirroring the national trend—with the volume of fraud crimes rising 49.8% compared to five year average figures. Cyber-criminals are continuously looking for new ways to target potential victims. There has been a proliferation in the use of tactics such as scam phone calls, text messages and emails, as well as fake websites and social media posts, by which criminals seek to deceive people into handing over personal details and passwords.</p>
Road Safety 	<p>The number of casualties on Inverclyde roads has fallen from 22 to 19. There have been one fatality in the current year. Proactive policing of Inverclyde's roads has led to an increase in reported drink and drug driving offences.</p>

POLICE SCOTLAND'S POLICING PRIORITIES 2021-2022

1. Protecting vulnerable people
2. Working with communities
3. Tackling crime in the digital age
4. Support for operational policing

DEMAND ANALYSIS - * PYTD - PREVIOUS YEAR TO DATE CYTD - CURRENT YEAR TO DATE

CRIME	PYTD *	CYTD *	INCIDENTS	PYTD	CYTD
Total Crimes & Offences	3665	3,549	Total number of incidents	12,477	11,371



CONTEXT

The volume of recorded crime and offences has fallen by 3.2% on the previous year and by 13.2% on the preceding five year average, with a longer term decrease in non-sexual crimes of violence, crimes of dishonesty, vandalism and fireraising, miscellaneous offences and offences relating to motor vehicles driving the fall in overall volume. Meanwhile, recorded police incidents have fallen by 8.9% on the previous year, and by 12.2% on the five year average.

ONLINE & CYBERCRIME - DATA OVERVIEW

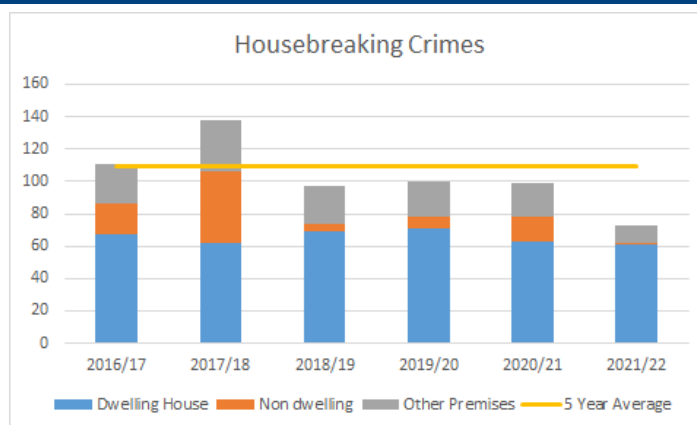
CONTEXT



In the period April – October 2021, 81 crimes have been designated as 'cyber-crimes' by Police Scotland's Cyber-Crime Intelligence Analysts. Over 57% of these were classed as financial/economic crimes, predominantly cyber-enabled fraud. Other cyber-crimes impacting on Inverclyde's communities include computer hacking, cyber-enabled sexual offences, and threatening and abusive communications.

Inverclyde Police have been running social media campaigns leading up to the festive period to give advice on personal safety, money handling and highlighting the risk of using unauthorised money lenders. This localised information complemented a national campaign regarding on-line & telephone based frauds to help raise awareness and help people to identify scammers who target the most vulnerable in our communities.

ACQUISITIVE CRIME — DATA OVERVIEW



CONTEXT



251 shoplifting crimes have been recorded – an increase of 5.3% compared to the five year average. The detection rate has fallen by 0.8 percentage points on the five year average to 79.3% in the current year.



Housebreaking crimes (including attempts) fell from a five year average of 109 to 73 crimes. There were fewer HBs to all categories of premises. The detection rate has increased by 3.9 percentage points on the five year average to 21.9% in the current year.



Motor vehicle crimes have fallen by 40.3% on the five year average to a total of 57 crimes. Theft of a motor vehicle continues to account for the highest proportion of motor vehicle crime (n=20). The MV crime detection rate is 22.8%, a decrease 8.2 percentage points on the previous five year average.



Two bogus caller crimes have been recorded in the current year. One involved a government boiler replacement scheme doorstep fraud, and the second related to failure to undertake gardening work after payment.

COUNTER TERRORISM & DOMESTIC EXTREMISM

CONTEXT

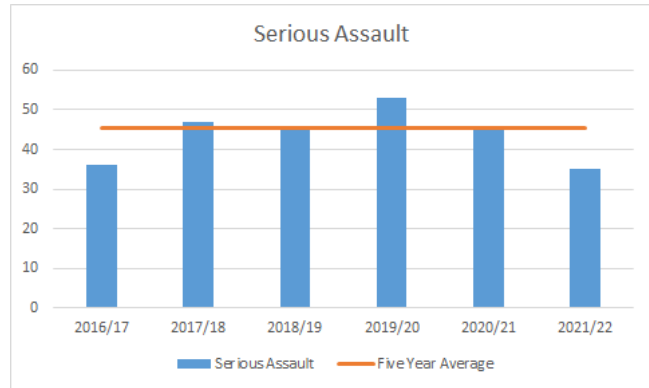
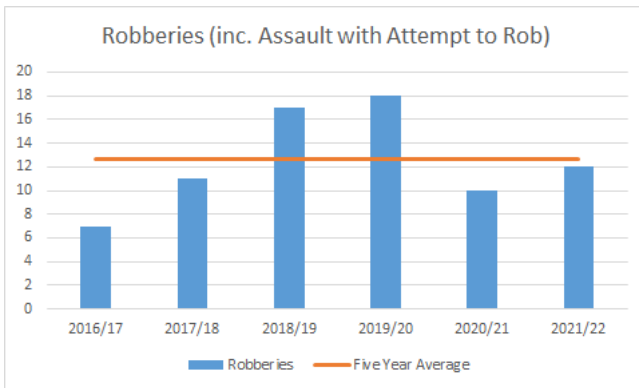
In November 2021 the Home Secretary announced an increase in the UK's Terrorist Threat Level from 'Substantial' to 'Severe'. This means it is deemed an attack is highly likely. At this time there is nothing to suggest that there is any specific threat to Scotland. However, the threat from Islamic, Northern Ireland and Right-wing terrorism remains a serious threat.

Inverclyde has an embedded CTLO (Counter Terrorist Liaison Officer) who provides expert guidance and support regarding emerging threats from national and international terrorism & Extremism. Recent activities the CTLO has been involved with including work with Ports Authority in Inverclyde to assist with inspections and training to staff and Security officers to include vigilance about the threat from international terrorism, import & export due to Brexit and COVID-19 and the challenges brought by the increase with the Cruise ship industry.

CTLO in conjunction with National Counter Terrorism teams have been providing support, security advice and guidance to local MP / MSP after the tragic murder of Sir David Amess.

ANTISOCIAL BEHAVIOUR, VIOLENCE & DISORDER - DATA OVERVIEW

1 April 2021 to 31 October 2021 - OBJECTIVE: Reduce the number of victims of violent crime



CONTEXT

69 Group 1 crimes of violence have been recorded YTD – a decrease of 8.2% on the preceding five year average (n=75.2). One murder has been recorded and one attempted murder YTD. Meanwhile, robberies have fallen by 4.8% and serious assaults by 22.9% compared to the five year average. The detection rate for Group 1 crimes is 59.4%, compared to the five year average rate of 72.1%.

Common assaults are down by 4.8% on the five year average, to a total of 380. 94 crimes targeted emergency workers (most commonly police officers). The detection rate for common assaults fell from a five year average of 69.6% to 63.9% in the current year.

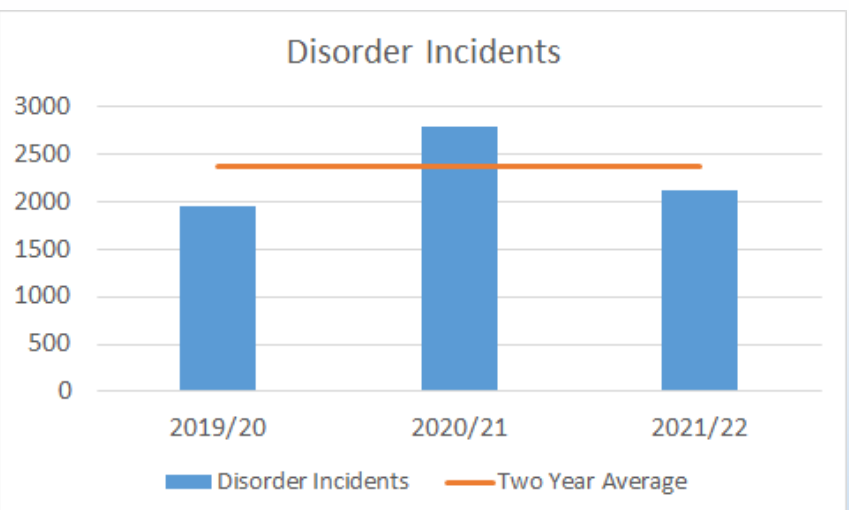
27 fire-raising crimes have been recorded, two fewer crimes than the previous five year average. The current detection rate is 11.1%, compared to the five year average rate of 14.2%. Meanwhile, recorded vandalism crimes fell from a five year average of 371 crimes to 263 crimes.

Antisocial Behaviour

CONTEXT

2,117 disorder incidents have been recorded year to date, a decrease of 23.9% on the previous two years' average. The spike noted in 2020/21 was primarily due members of the public reporting perceived or actual breaches of COVID-19 regulations.

Many disorder incidents reported in Inverclyde are as a result of groups of young people travelling along the rail network and specifically causing issues in Port Glasgow Town centre. The majority of young people who are gathering are



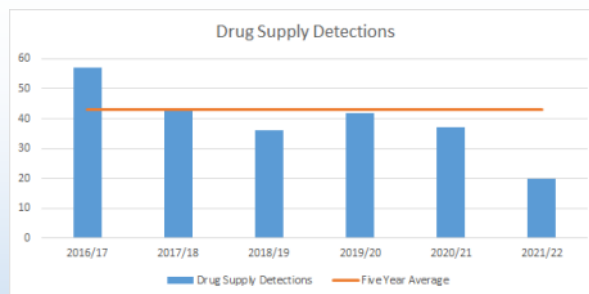
out socialising with friends of however a minority are intent on causing disorder. Several key partners are actively involved in a rolling weekly Disorder Action Plan including Police Scotland, BTP, Inverclyde Council Community Wardens and Youth Workers. When individuals are identified as being involved in disorder appropriate action is taken to engage, deter and prevent further disorder through a number of different avenues.

SERIOUS ORGANISED CRIME - DATA OVERVIEW

CONTEXT:

YTD, there have been 30 drug supply detections in Inverclyde, compared to a five year average of 43. Proactivity continues to target the two Serious and Organised Crime Groups (SOCGs) currently managed by Renfrewshire & Inverclyde Division, one of which predominantly impacts on Inverclyde. Both SOCGs are primarily involved in the supply of controlled drugs for financial gain, in addition to other harms such as the use and threat of violence and the use of firearms.

Enforcement activity is intelligence led to ensure the right people are being targeted in the right places. We continue to gather intelligence for further enforcement action in Inverclyde and it remains a priority for officers to carry out intelligence led patrols ensuring that individuals involved in the possession and supply of controlled drugs are pro-actively engaged, subsequently leading to obtaining and executing search warrants.



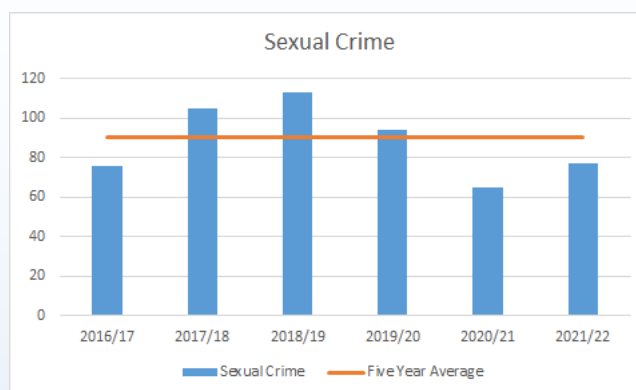
PROTECTING PEOPLE AT RISK FROM HARM - DATA OVERVIEW

CONTEXT

Reported sexual crimes decreased by 15% compared to the preceding five year average, to a total of 77 crimes. The detection rate for sexual crimes is 23.4%, down from a five year average of 49.9%. 81% of sexual crimes reported in the current year occurred in dwelling houses and other private settings.

Inverclyde Police implemented a short life working group comprising of a small team of specially trained officers to investigate all live undetected sexual offences. After the review detection rates increased from 23.4% to 42.7%.

51% of the sexual crimes recorded in the reporting period were against young people under the age of 16 years at the time of the offence – with the number of child victims increasing by 77% on the previous year. However, the majority of these crimes involved non-recent reporting.



Reports recent sexual crimes have increased by 42%, while non-recent reports have fallen by 14% on the previous year. Nearly a third of reports in the current year involved non-recent reporting. 84% of non-recent sexual crimes involved victims aged under 16 years at the time the offence occurred. Ten non-recent crimes involving child victims occurred in child care institutions and are being investigated under the auspices of the Scottish Child Abuse Inquiry and Police Scotland's Operation FORSETI.

40 missing person reports have been recorded in Inverclyde, an increase of 27.5% compared to the previous year. There has been a reduction in the number of Young people (aged 10-19 years) from 14 to 11 as we implemented the Not At Home Protocol with the increase in reports being in the 20-59 year groups. Over 40% of all incidents resulted in missing persons being traced within 12 hours.


466 domestic abuse incidents have been recorded, down by 11.9% when compared to the previous five year average. 48.3% of these incidents resulted in at least one domestic crime being recorded. The detection rate for domestic crime was 67.2%, an increase 4.4 percentage points on the five year average detection rate.

Police in Inverclyde have been working with a number of local support services including DBI (Distress Brief intervention) to provide emotional support for people in crisis and VSS (Victim Support Scotland) for a number of support mechanisms utilising the victims fund to support victims of crime.

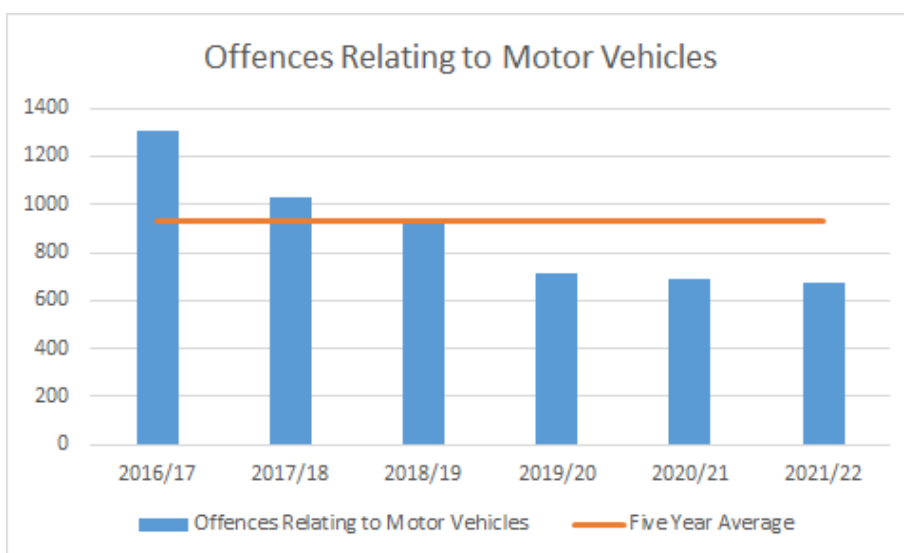
In a recent reported robbery incident Police were able to get swift engagement from VSS and Inverclyde Council to implement a number of support mechanisms including additional safety measures, food and replacement tablet computers for the victim and her children to help minimise the impact of the incident.

ROAD SAFETY & ROAD CRIME - DATA OVERVIEW

PRIORITY: REDUCE THE NUMBER OF PERSONS KILLED OR INJURED ON OUR ROADS

Road Traffic Casualties		2020/21	2021/22
	Number of persons killed on our roads	1	1
	Number of persons seriously injured	6	10
	Number of persons slightly injured	15	8
	Number of children seriously injured	0	3

Road Traffic Data from 01/04/2021 to 31/10/2021



CONTEXT

There has been one road fatality throughout the reporting period. In the same period last year, there was also one road fatality. Meanwhile, four additional serious road injuries have been recorded (n=10) while there were five fewer slight road injuries (n=8). Three children have been seriously injured on Inverclyde’s roads year-to-date, an increase on the same period last year.

While offences relating to motor vehicles fell by 27.3% on the five year average to a total of 676, notable increases were noted in respect of the number of disqualified, drink and drug and dangerous driving offences. 81 drink and drug driving offences (including failure to provide a sample) have been recorded—an increase of 46.7% on the previous five year average.

The detection rate for offences relating to motor vehicles overall fell by 7.2 percentage points on the five year average, to 85.1% in the current year, primarily due to the growing demand on Forensic Services resulting in delays in toxicology results being returned in relation to drink and drug driving offences. The detection rate for these drink and drug driving offences is 81.5%, down from a five year average of 93.1% (Awaiting toxicology lab results)

Local officers accompanied by Road Policing officers are conducting a series of engagement and enforcement initiatives aimed at raising awareness about various aspects of road safety and Drink / Drug driving leading upto the festive period. This has included a high visibility and unmarked patrols combined with speed checks at various locations with some drivers being issued fixed penalty notices, Anti-Social Behaviour orders or given appropriate road safety advice.

Enforcement activity was accompanied by a high profile media campaigns and a series of appeals aimed to raise awareness about the dangers of driving while intoxicated and asking the public to contact Police when a person is suspected of driving under the influence of alcohol or drugs.

PUBLIC CONFIDENCE: COMPLAINTS & USER SATISFACTION

COMPLAINTS ABOUT THE POLICE

From 01/04/2021 - 31/10/2021

Quality of Service Allegations	14
On Duty Allegations	46
Off Duty Allegations	0
Total Allegations	60

CONTEXT

A total of 60 complaints have been made in the reporting period, equating to 30.8 complaints per 10,000 police incidents. No off duty allegations were made in the reporting period, while a total of 46 on duty allegations were made (compared to a three year average of 39 allegations). A total of 14 allegations were made in relation to quality of service, equal to the previous three year average.



**Inverclyde Performance Report
1st October 2021 - 31st December 2021**



**SCOTTISH
FIRE AND RESCUE SERVICE**

Working together for a safer Scotland

**Working together
for a safer Scotland**

Inverclyde Performance Report

Table of Contents

Local Fire and Rescue Service Plan Priorities	3
Inverclyde Activity Summary	4
Domestic Safety - Accidental Dwelling Fires	5
Domestic Safety - Accidental Dwelling Fire Casualties	6
Unintentional Injury and Harm	7
Deliberate Fire Setting	8
Non-Domestic Fire Safety	9
Unwanted Fire Alarm Signals	10

Local Fire and Rescue Service Plan Priorities

The Local Fire and Rescue Service Plan has been developed to set out the priorities and objectives within Inverclyde and allows our local authority partners to scrutinise the performance outcomes of these priorities. We will continue to work closely with our partners in Inverclyde to ensure we are all “**Working Together for a Safer Scotland**” through targeting risks to our communities at a local level.

The plan has been developed to complement key partnership activity embedded across Inverclyde Community Plan and associated Delivery and Thematic plans. Through partnership working we will seek to deliver continuous improvement in our performance and effective service delivery in our area of operations.

The Local Fire and Rescue Plan for Inverclyde identified six areas for demand reduction and is subject to regular monitoring and reporting through the Police / Fire and Rescue Committee. A summary of the priorities and current activity is detailed below with further detail and analysis contained within this performance report.

	Accidental Dwelling Fires	Accidental Dwelling Fire Casualties	Unintentional Injury and Harm	Deliberate Fire Setting	Non-Domestic Fire Safety	Unwanted Fire Alarm Signals
Inverclyde Central	2	0	2	4	0	10
Inverclyde East	0	0	2	8	0	11
Inverclyde East Central	5	0	1	26	0	11
Inverclyde North	5	0	5	5	0	22
Inverclyde South	1	0	1	5	0	24
Inverclyde South West	1	0	0	5	1	8
Inverclyde West	3	0	1	5	0	6

Total Incidents	17	0	12	58	1	92
Year on Year Change	● -6%	● -100%	◆ 33%	● -23%	● -67%	◆ 19%
3 Year Average Change	● -11%	● -27%	● -12%	◆ 14%	● -44%	● -6%

About the statistics within this report

The activity totals and other statistics quoted within this report are published in the interests of transparency and openness. They are provisional in nature and subject to change as a result of ongoing quality assurance and review. Because all statistics quoted are provisional there may be a difference in the period totals quoted in our reports after local publication which result from revisions or additions to the data in our systems. The Scottish Government publishes official statistics each year which allow for comparisons to be made over longer periods of time.

- Activity levels have reduced by more than 5%
- ▲ Activity levels have reduced by up to 5%
- ◆ Activity levels have increased overall

Inverclyde Activity Summary



fires
primary & secondary



96



special services



60



false alarms



169



325
total number of incidents



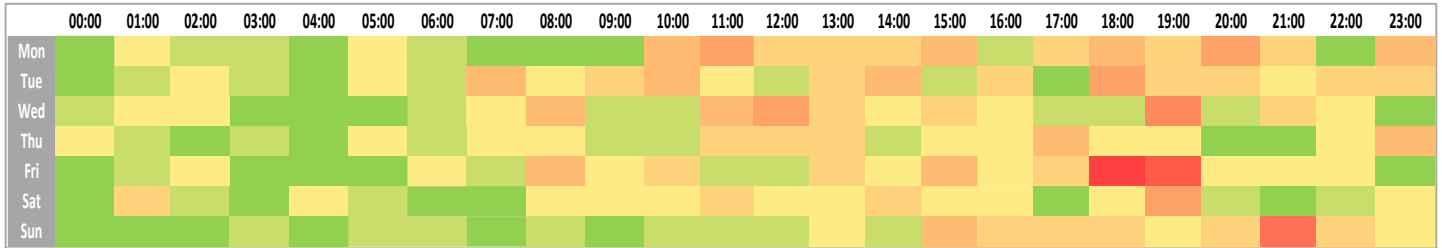
18
fire & non-fire casualties



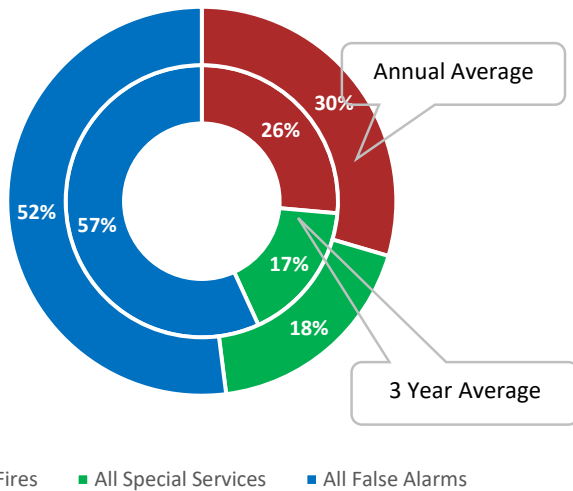
£181,240
economic cost of ufas incidents

*data above is year on year change

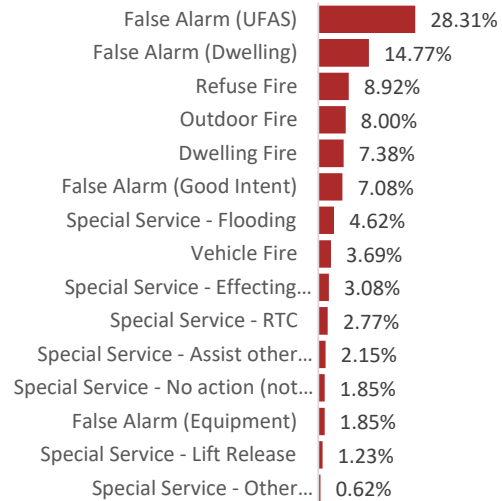
Activity by Time of Day



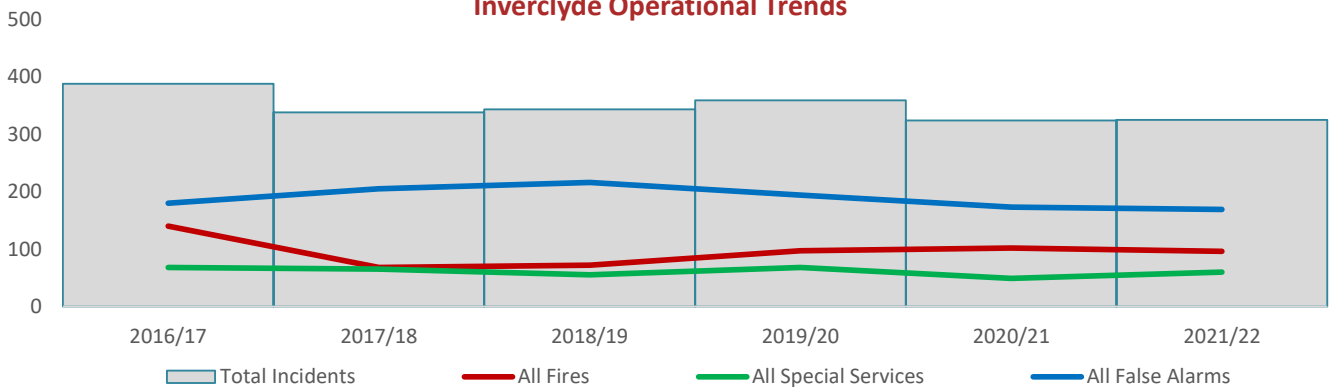
Incidents by Classification



Top 15 Incidents Types by %



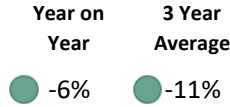
Inverclyde Operational Trends



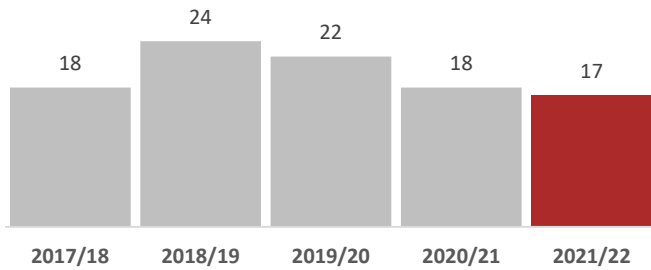
Domestic Safety - Accidental Dwelling Fires



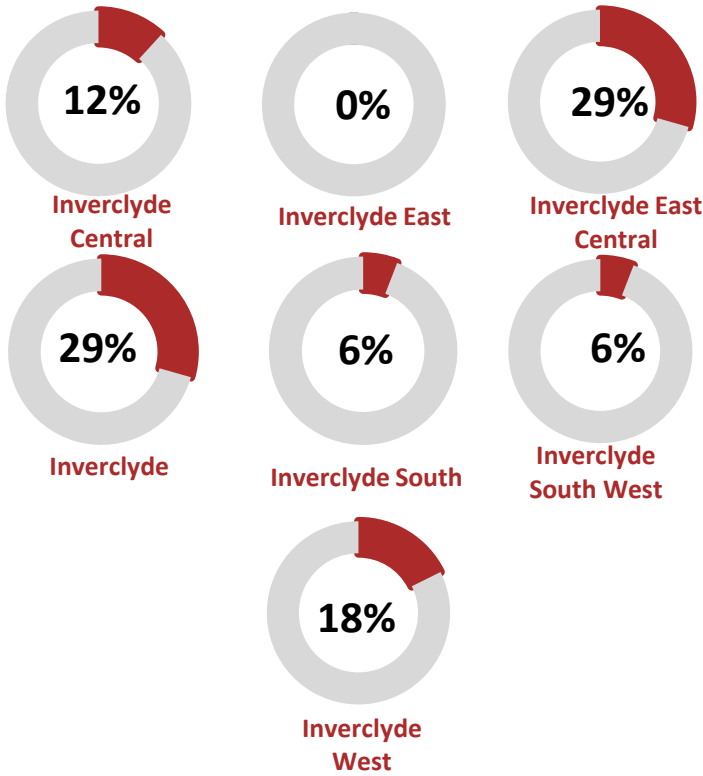
Performance Summary




Accidental Dwelling Fires



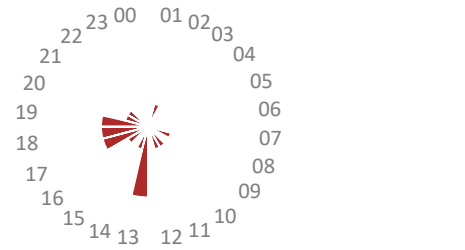
Accidental Dwelling Fires Activity by Ward (% share)



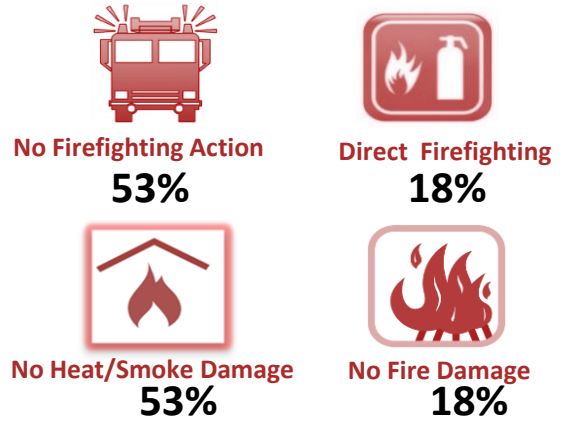
Main Source of Ignition



Accidental Dwelling Fires by Time of Day



Severity of Accidental Dwelling Fires



Human Factors



Automatic Detection & Actuation



It is pleasing to report a continuing downward trend within fire incidents that have the potential to cause harm. Where incidents are occurring the severity is predominately low and linked alarm systems and smoke detection are providing mitigation. SFRS will continue to support the transition to new detector legislation effective in February 2022.

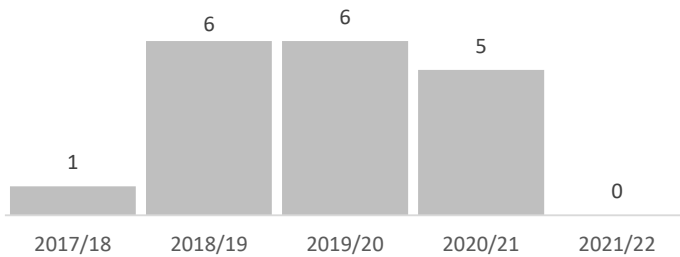
Domestic Safety - Accidental Dwelling Fire Casualties




Performance Summary

Year on Year ● -100% 3 Year Average ● -27%


Accidental Dwelling Fires Casualties



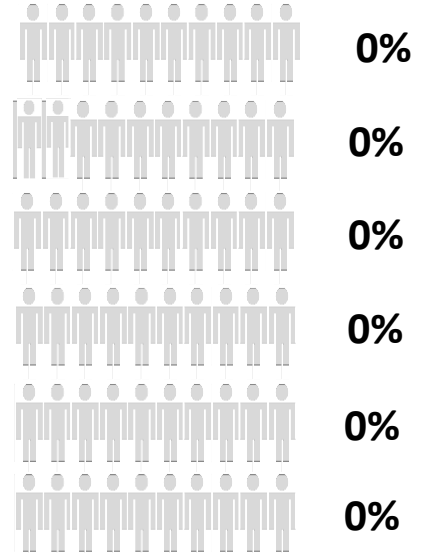
Accidental Dwelling Fire Casualties by Ward (% share)



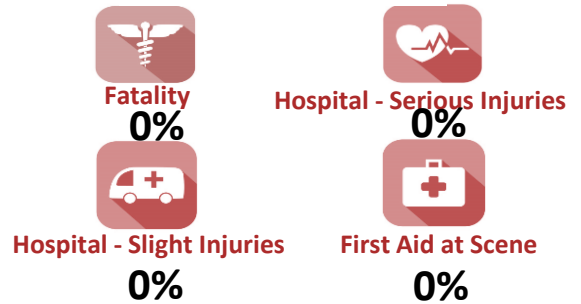
Fire Casualties by Time of Day



Nature of Injury



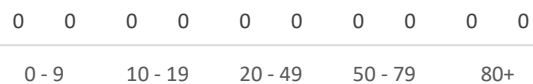
Extent of Harm



Male
0%

Age / Gender Profile

Female
0%



No fire related casualties during this reporting period which is welcomed. Once again the benefits of detection systems providing early warning is a key factor.

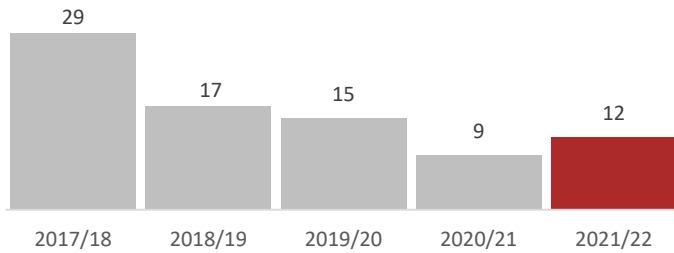
Unintentional Injury and Harm



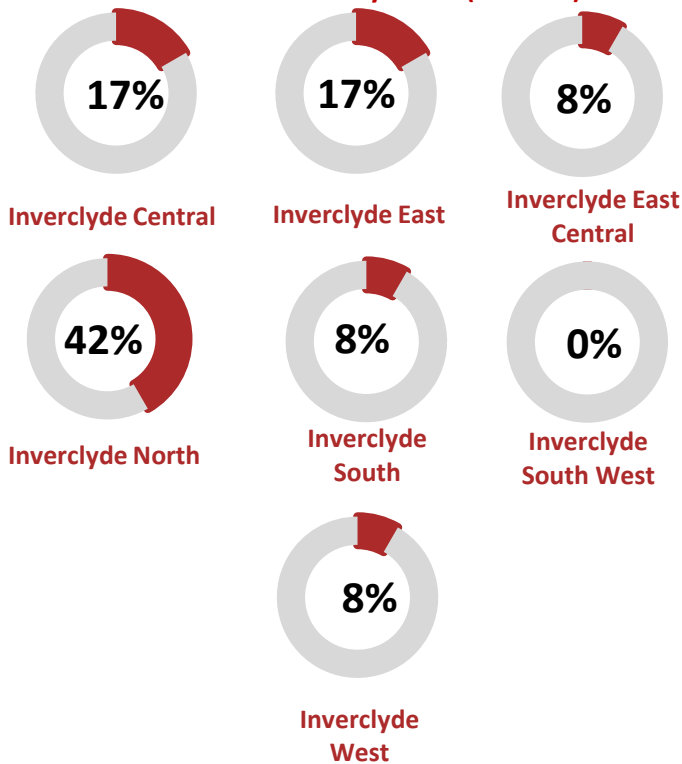
Performance Summary

Year on Year ◆ 33%
 3 Year Average ● -12%

Non-Fire Casualties

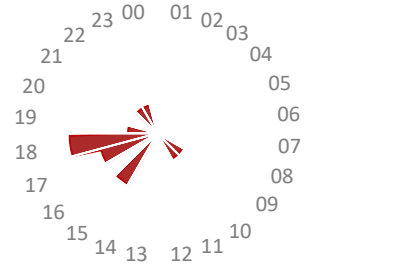


Non-Fire Casualties by Ward (% share)

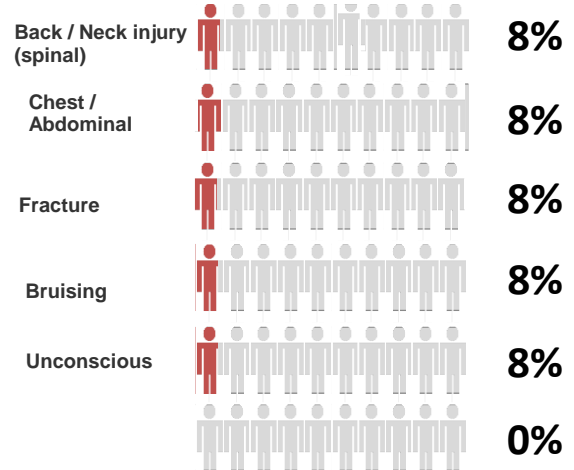


A slight increase in non fire casualties this reporting period although our 3 year average is a downward trend. Partnership working to provide education around the impact of road traffic collisions is embedded within our seasonal action plans and information sharing protocols.

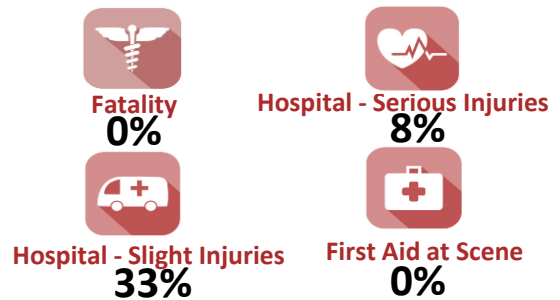
Non-Fire Casualties by Time of Day



Nature of Injury



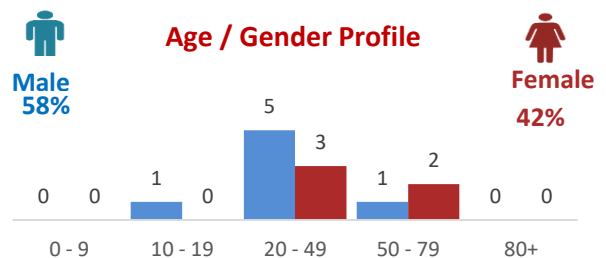
Extent of Harm



Non-Fire Emergency Activity



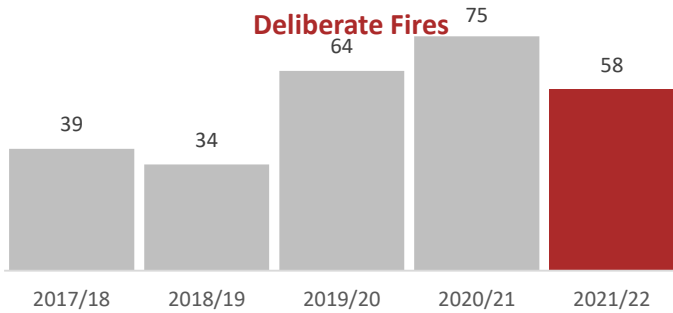
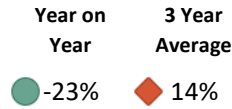
Age / Gender Profile



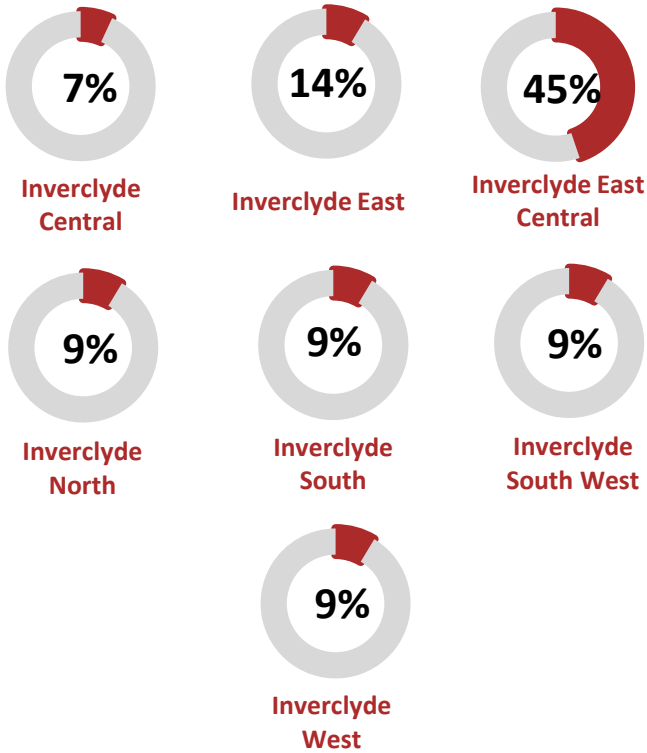
Deliberate Fire Setting



Performance Summary



Deliberate Fires by Ward (% share)

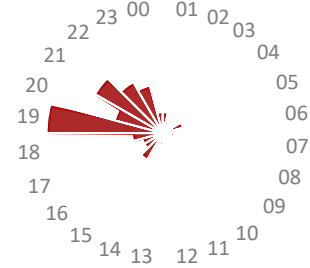


Definitions

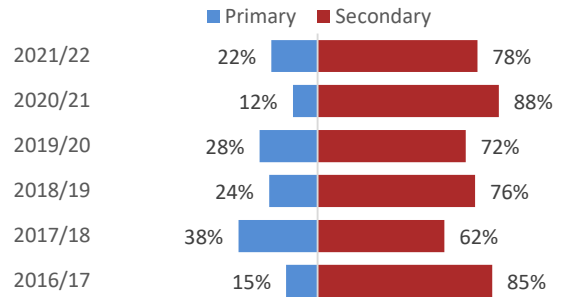
Primary Fires - all fires in buildings, vehicles and outdoor structures or any fire involving casualties, rescues or fires attended by five or more appliances

Secondary Fires - fire incidents that did not occur at a primary location, was not a chimney fire in an occupied building, did not involve casualties (otherwise categorised as a primary incident) and was attended by four or fewer appliances.

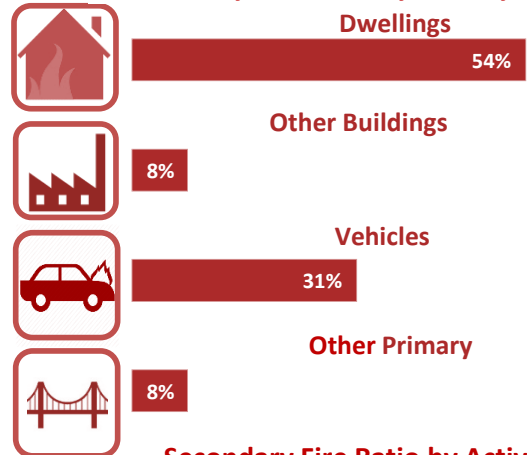
Deliberate Fires by Time of Day



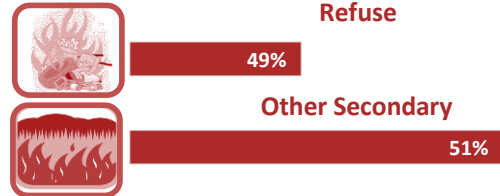
Deliberate Fires by Classification



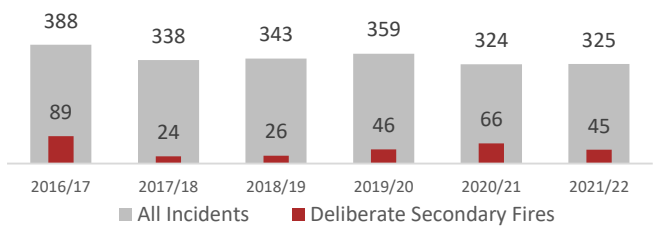
Primary Fire Ratio by Activity Type



Secondary Fire Ratio by Activity Type



Deliberate Fires Compared to Operational Activity



A reduction in deliberate fires over this period, however an increase in ratio of primary to secondary fires. SFRS continues to play a full part in the Community Hub Meetings with our partners on Mondays, Wednesdays and Fridays to highlight trends or increased activity areas for action.

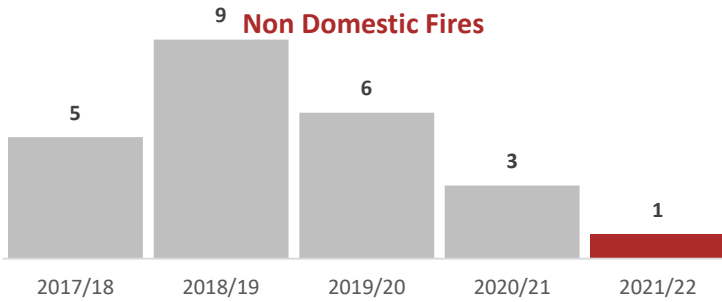
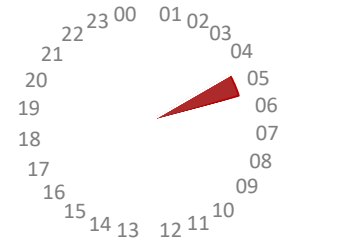
Non Domestic Fire Safety



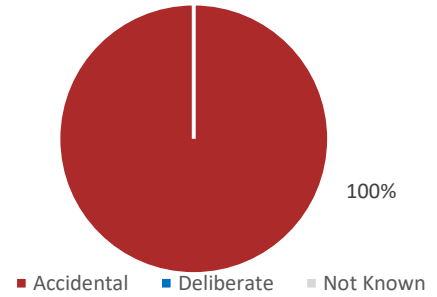
Performance Summary

Year on Year: -67%
 3 Year Average: -44%


Non-Domestic Fires by Time of Day



Non-Domestic Fires by Nature of Origin



Non-Domestic Fires by Ward (% share)



Severity of Non-Domestic Fires



Non-Domestic Fires by Premises Type



Continued reduction and low activity levels which is welcomed. Our team of protection officers provide advice and support to duty holders in respect of their legislative obligations.

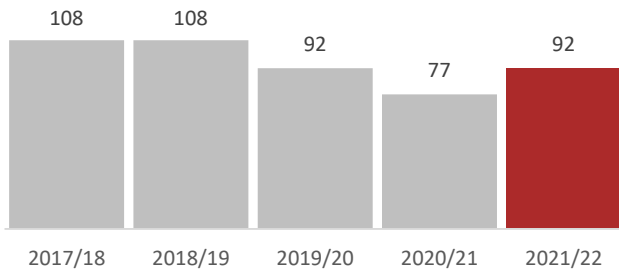
Unwanted Fire Alarm Signals



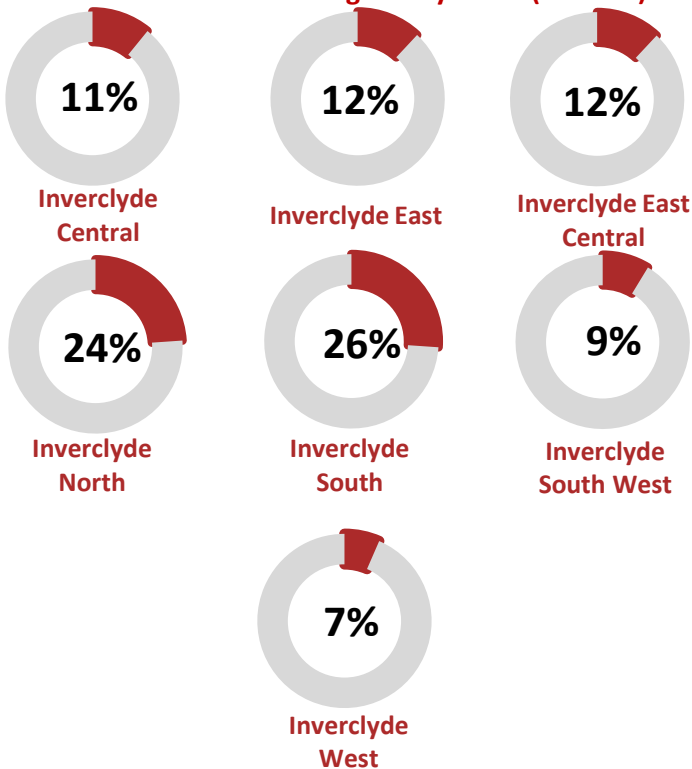
Performance Summary

Year on Year **19%** 3 Year Average **-6%**

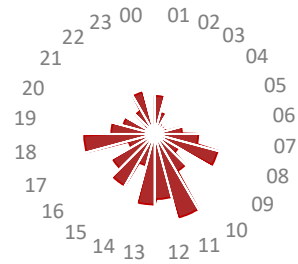
Unwanted Fire Alarm Signals



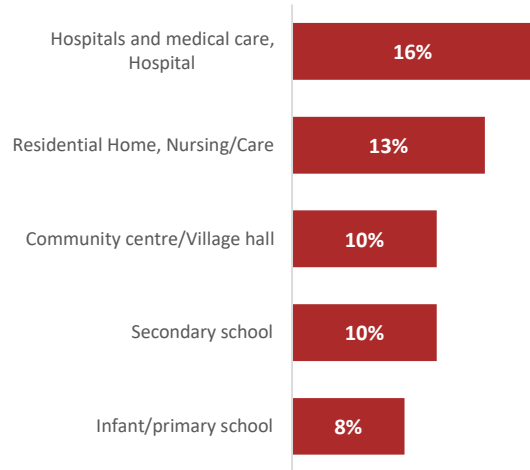
Unwanted Fire Alarm Signals by Ward (% share)



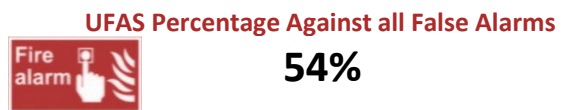
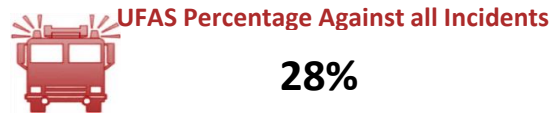
Unwanted Fire Alarm Signals by Time of Day



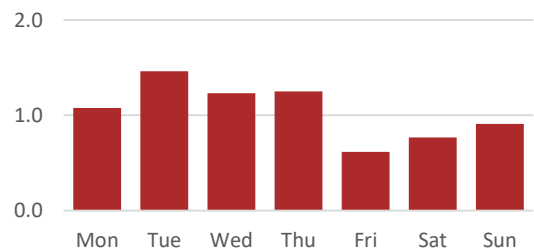
Unwanted Fire Alarm Signals - Top 5 Premises



Unwanted Fire Alarm Signals Activity Ratios



Average Unwanted Fire Alarm Signals per Day



An increase in UFAS this reporting period, however overall trends continue to reduce. The most common property types for UFAS remain consistent. SFRS consultation 'Time for Change' previously presented to committee has now passed through SFRS Fire Board with recommended actions to change the way we respond to these calls. Committee will be kept fully informed of the outcome.

Report To: Local Police and Fire Scrutiny Committee **Date:** 3 February 2022

Report By: Corporate Director Education, Communities & Organisational Development **Report No:** P&F01/22/HS

Contact Officer: Hugh Scott, Service Manager, Community Learning Development, Community Safety & Resilience and Sport **Contact No:** 01475 715450

Subject: Local Police and Fire Scrutiny Committee Update Report

1.0 PURPOSE

1.1 The purpose of this report is to update the Local Police and Fire Scrutiny Committee on current and emerging issues relating to Police Scotland and Scottish Fire and Rescue Services and to outline a local proposal in respect of the development and delivery of the Inverclyde Community Safety Partnership Hub which follows on from the recent Elected Member Briefing.

2.0 SUMMARY

- 2.1 The report informs committee of local and national initiatives, reviews, and consultations and, where appropriate, informs Members of potential future agenda items relevant to Police Scotland and Scottish Fire and Rescue and local impacts.
- 2.2 This report is intended to draw these elements together with a view to informing and shaping future meeting agendas as appropriate and raising awareness of emerging issues.

3.0 RECOMMENDATIONS

- 3.1 That the Committee -
- notes the current and emerging national issues relating to Police and Fire & Rescue matters; and
 - approves the formal development, governance and monitoring arrangements and roll out of the Inverclyde Community Safety Partnership Hub.

Ruth Binks
Corporate Director
Education, Communities & Organisational Development

4.0 BODY WORN VIDEO

4.1 On Monday 4 October 2021, following extensive public engagement, Police Scotland's Armed Policing officers began operational deployments equipped with Body Worn Video (BWV). The use of BWV technology provides an additional level of transparency and accountability at incidents, ensures the gathering of best evidence, and will support the maintenance of public trust and confidence in policing. There have been a number of operational incidents where BWV has already been used, with footage being provided to support criminal investigations or referrals to the Police Investigations and Review Commissioner.

5.0 TASER ROLL OUT

5.1 Since 1 September 2021, 112 additional officers have been trained in Taser and deployed in possession of the device across Scotland. It is planned that a further 185 officers will be trained before the end of this financial year (31 March 2022), bringing the total number of deployable officers trained in Taser across the country to approximately 820. These officers will deploy from 87 response hubs across Scotland.

5.2 Between 1 April 2020 and 31 March 2021, officers in possession of Taser were deployed to 853 incidents. This resulted in 347 uses (116 draw 180 pointed and 51 discharges of the device). This included 13 uses (5 draw, 6 pointed and 2 discharges of the device) on persons under the age of 18.

Since 1 April 2021, officers in possession of Taser across Police Scotland have been deployed to 1,370 incidents. This has resulted in 238 uses (95 draw, 100 pointed and 43 discharges of the device). This includes 20 uses (5 draw, 13 pointed, 2 discharges of the device) on persons under the age of 18.

6.0 CYBER IMPLEMENTATION PLAN AND CYBER KIOSK

6.1 A Cyber Kiosk, also known as a 'Digital Triage Device', is a desktop computer with specific software installed that enables specially trained police officers to view data stored on a mobile phone or tablet. The introduction of Cyber Kiosks across Police Scotland was subject to significant scrutiny, and their roll out was completed in August 2020.

6.2 Cyber Kiosks provide Police Scotland with capability which allows the contents of a digital device associated with a police investigation or incident to be quickly assessed to establish if evidence is present. This allows lines of enquiry to be progressed at a much earlier stage, and potentially allows devices to be returned to owners where no material of evidential value is recovered.

7.0 INDEPENDENT ADVISORY GROUP ON EMERGING TECHNOLOGIES IN POLICING

7.1 The group was established following the work of the Justice Sub-Committee on Policing in exploring issues relating to the potential introduction of cyber kiosks, facial recognition, body-worn video cameras and remote piloted aircraft systems.

7.2 The work of the group is being progressed via four work streams, with each producing separate reports and recommendations:

- Legal framework and ethical standards
- Evidence and scientific standards
- Consultation and community engagement
- Oversight, scrutiny, and review

Elected Members will be advised of developments as and when the Independent Advisory Group publish the outcome of their research.

8.0 26TH CONFERENCE OF THE PARTIES (COP26)

- 8.1 COP26 was the most complex and challenging Policing operation ever experienced in the UK and involved the largest mobilisation of Mutual Aid officers travelling to Scotland. This was the first climate conference in 2 years, with over 25,000 delegates invited and approximately 13,000 persons attending each day. The 2 significant parades (Youth Rally and Climate Change Rally) were held over 2 days with over 10,000 police officers deployed over peak days each 24 hour period.
- 8.2 A considerable number of local Police Officers were part of the COP26 Policing operation and, whilst this had an impact on resources, Policing priorities in Inverclyde were maintained. This maintenance of these priorities was particularly relevant on and around the 5th November period where multi-agency resources and activities was co-ordinated by the agreed Community Safety Partnership Action Plan which saw the dedication of resources from Police Scotland and Scottish Fire & Rescue as well as Council Services including, but not limited to, Community Wardens and Youth Outreach Workers.

9.0 CALL HANDLING

The new variant of Covid presents significant challenges for police call answering times due to Staff absences and high demand. Police Scotland continues to communicate these challenges to the public. This issue is not limited to Police Scotland and represents a shared challenge for other emergency and public services. Police call handling has therefore seen an increase in demand. Police Scotland continue to prioritise 999 calls, maintains good 'immediate' 999 response times and continues working to mitigate anticipated lengthening wait times for 101 calls. The Scottish Police Authority continues to monitor and report on this situation.

10.0 SPA LOCAL AUTHORITY ENGAGEMENT PLAN

- 10.1 Dates for the SPAs local authority regional engagement plan have been confirmed, with the West Division meeting scheduled for Wednesday 16 March between 1.30pm – 4 pm. SPA Officials will be in contact to discuss arrangements and agenda items. Officers are available to support relevant Elected Members in the engagement plan.

11.0 THE SCOTTISH FIRE & RESCUE SERVICE BOARD

- 11.1 The meeting of SFRS Board was held on the [28th October 2021](#) and considered several updates, including:-

- Change Committee
- Audit & Risk Assurance Committee
- People Committee
- Service Delivery Committee

The following SFRS Board meeting took place on 16th December 2021, however reporting timescales did not allow for a full update to be included in this report.

12.0 5TH NOVEMBER ACTION PLAN - 2021

- 12.1 The Community Safety Partnership delivered the multi-agency 5th November Action Plan 2021 throughout October and early November. The plan included youth engagement, visits to approved traders, multi-agency attendance at known 'hot spots', facilities for the removal of bonfire materials and close communication between Police, Fire, Community Wardens and the Youth Outreach Workers on the evening of 5th November. The date passed largely without incident and upon review by all partners was deemed to be successful with a commitment to similar delivery in 2022, informed by relevant intelligence available at that time.

13.0 INVERCLYDE COMMUNITY SAFETY PARTNERSHIP HUB

- 13.1 On 2nd September 2021 Elected Members received a briefing from Area Commander Paul Cameron and Community Safety & Resilience Team Leader William Rice on the Inverclyde Community Partnership Hub which, at that time, had been piloted for a 4 month period. It was agreed to formalise the Hub as a fully operational model within the structure of the Community Safety Partnership, with a working model having been developed by Officers and considered and agreed by the Community Safety Partnership Strategic Group at its meeting of 11 January 2022.
- 13.2 The Partnership Hub operates on a tasking based model with a focus on community related issues; vulnerable people; drug & alcohol issues; anti-social behaviour; and violence. The Hub also offers a 'one-stop shop' model of contact for Elected Members, with a dedicated email address which is then filtered direct to relevant agencies for action and response.
- 13.3 The Partnership Hub is Police-led, in that it is hosted by the Police and relevant issues are initially identified from Police call logs. However, core partners such as SFRS, HSCP, the Council's Community Safety & Resilience Team and the Social Protection Team are represented at every meeting, will raise any relevant issues and act as conduit for relevant services within their respective Directorates. Housing Association colleagues and partners from (to be confirmed) are invited to meetings as and when relevant.
- 13.4 Appropriate information sharing agreements are in place with all partners and all attendees have committed to a confidentiality statement which is acknowledged at the start of each meeting. In terms of monitoring, data is securely held on a bespoke system and is analysed on by the Community Safety Partnership Data Analyst on a quarterly basis.

14.0 IMPLICATIONS

Finance

- 14.1 There are no financial implications associated with this report.

Financial Implications

One off Costs

Cost Centre	Budget Heading	Budget Years	Proposed Spend this Report £000	Virement From	Other Comments
N/A					

Annually Recurring Costs/ (Savings)

Cost Centre	Budget Heading	With Effect from	Annual Net Impact £000	Virement From (If Applicable)	Other Comments
N/A					

14.2 Legal

In respect of section 10 of this report, section 45(5) of the Police & Fire Reform (Scotland) Act 2012 notes; A local commander must provide to the local authority such— (a)reports on the carrying out of police functions in its area (including by reference to any local policing plan in force for the area), (b) statistical information on complaints made about the Police Service in, or the policing of, its area, and (c) other information about the policing of its area, as the local authority may reasonably require.

14.3 Human Resources

There are no Human Resources issues associated with this report.

14.4 Equalities

None at this time, although recognition will be given to the wider and associate equalities agenda.

Has an Equality Impact Assessment been carried out?

	YES (see attached appendix)
X	NO - This report does not introduce a new policy, function or strategy or recommend a change to an existing policy, function or strategy. Therefore, no Equality Impact Assessment is required.

Fairer Scotland Duty

IF this report affects or proposes any major strategic decision –

Has there been an active consideration of how this reports recommendations reduce inequalities of outcome?

	YES – A written statement showing how this report's recommendations reduce inequalities of outcome caused by socio-economic disadvantage has been completed.
X	NO

Data Protection

Has a Data Protection Impact Assessment been carried out?

	YES – This report involves data processing which may result in a high risk to the rights and freedoms of individuals
X	NO

14.5 Repopulation

There are no direct repopulation issues associated with this report.

15.0 CONSULTATIONS

15.1 There were no consultations required outwith those noted in the report.

16.0 LIST OF PREVIOUS REPORTS

- 16.1
- Local Police and Fire Scrutiny Committee Update report (March 2021)
 - Local Police and Fire Scrutiny Committee Update report (May 2021)
 - Local Police and Fire Scrutiny Committee Update report (September 2021)
 - Local Police and Fire Scrutiny Committee Update report (November 2021)